

Mersey Gateway and Silver Jubilee Bridge statistics

JANUARY TO MARCH 2022

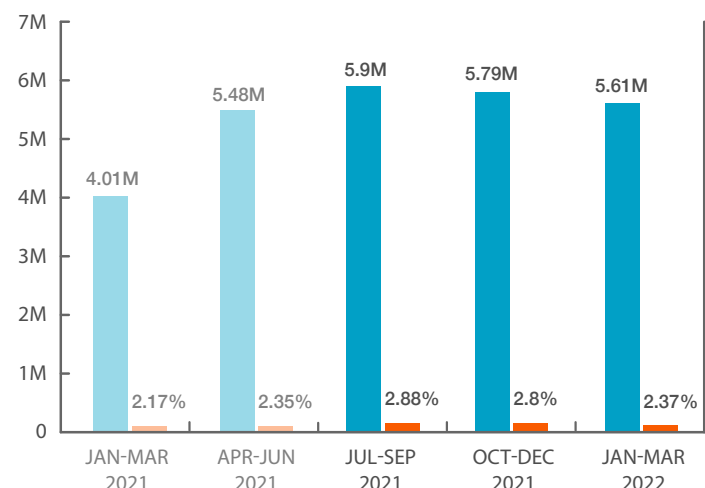
DURING JANUARY TO MARCH 2022:

- **MARCH 2022 JOURNEY NUMBERS AT THEIR HIGHEST LEVEL SINCE OCTOBER 2019** – over two million journeys were made across the bridges in a single month for the first time since before the pandemic started
- **SILVER JUBILEE BRIDGE TRAFFIC INCREASED WHILST MERSEY GATEWAY TRAFFIC DIPPED SLIGHTLY** – Silver Jubilee Bridge traffic grew very slightly as a proportion of the total traffic across the river, but almost 85% of crossings so far in 2022 were made across the new bridge
- **OVER 97.5% OF JOURNEYS WERE PAID FOR ON TIME** – the vast majority of people are paying for their journeys by midnight the day after they cross
- **OVER 90% OF PAYMENTS ARE MADE THROUGH DIGITAL OR AUTOMATED CHANNELS** – the merseyflow website, the merseyflow quick pay app and auto top-up options are widely used by customers

All revenue, either from tolls/charges or PCNs, contributes towards payment for the Mersey Gateway Bridge. It is not retained by the council or any of its contractors.

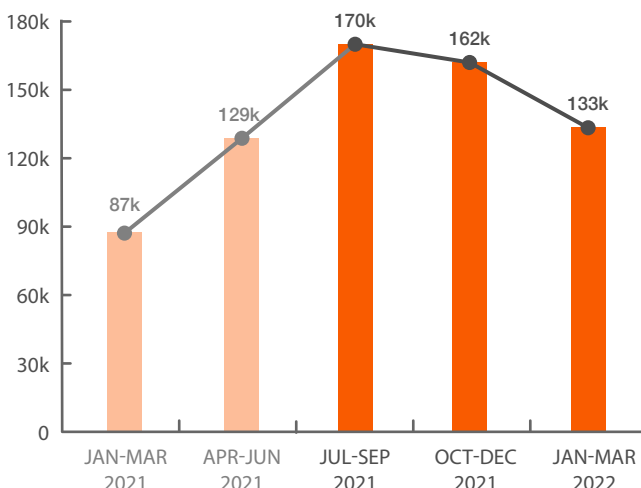
March 2022 journey numbers highest since 2019

Total journeys and number of PCNs issued

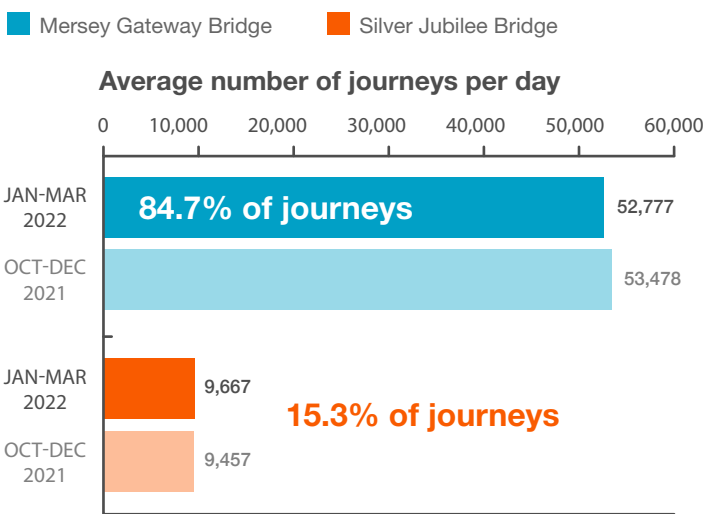


PCNs decrease as a % of journey numbers

PCNs issued

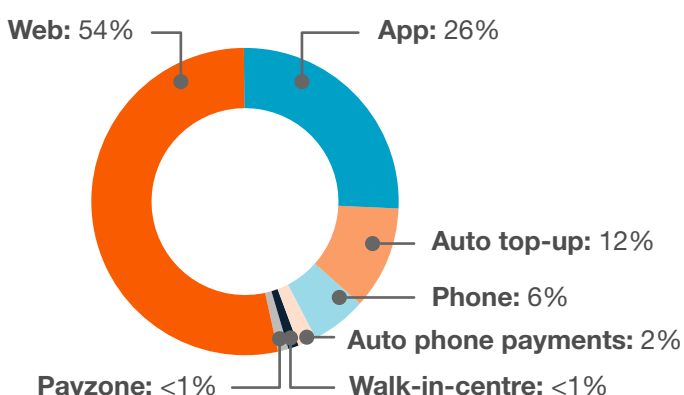


Bridge usage from January – March 2022



Payment methods January – March 2022

Over 90% of payments made via digital or automated channels

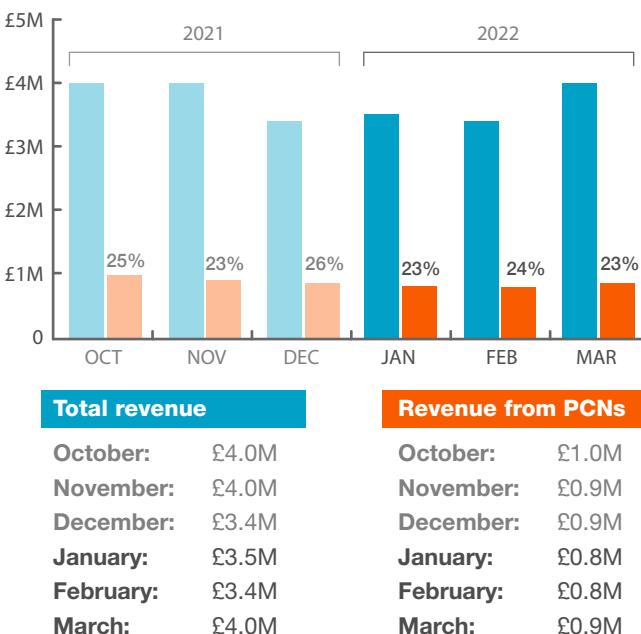


Total journeys and Penalty Charge Notices (PCNs)

Over 97.5% of customers paid their toll/charge on time

Month	Total journeys (2021/2022)	PCNs issued (2021/2022)
October	1.99M	55k
November	1.98M	57k
December	1.82M	50k
January	1.77M	39k
February	1.76M	42k
March	2.08M	52k

Revenue (total and percentage from PCNs)



This dashboard shows you how many vehicles are using the Mersey Gateway and Silver Jubilee Bridges, the number of penalty charge notices (PCNs) issued, payments made on time, payment methods, average daily traffic, total revenue received from tolls/charges, and what percentage of this comes from PCNs.

It provides a quick and easy way to view key statistics about the bridges and tolls/charges.