

Mersey Gateway and Silver Jubilee Bridge statistics

JANUARY TO MARCH 2021

DURING JANUARY TO MARCH 2021:

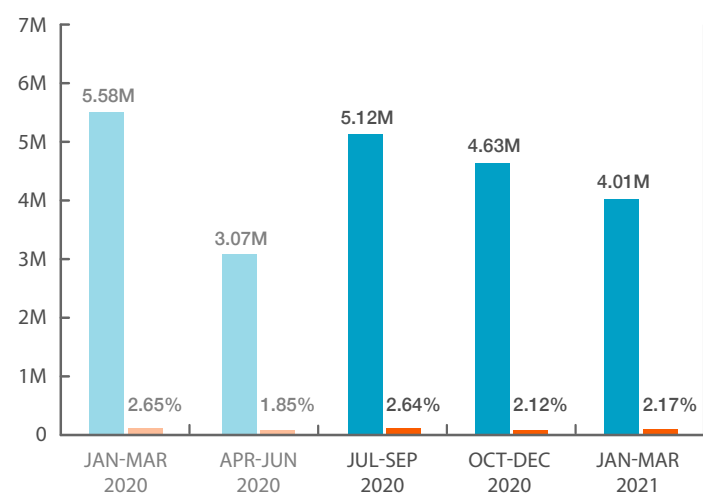
- **11.6% OF TOTAL JOURNEYS ACROSS THE RIVER MERSEY IN MARCH WERE MADE ACROSS THE SILVER JUBILEE BRIDGE** – this averages out as 5,900 journeys a day
- **OVER 60% OF JOURNEYS ACROSS THE SILVER JUBILEE BRIDGE IN MARCH WERE MADE BY REGISTERED HALTON RESIDENTS** – whereas Halton residents made up just over a third of the journeys made across the Mersey Gateway Bridge
- **PCNs CONTINUE TO FALL AS A PERCENTAGE OF JOURNEY NUMBERS** – journeys made dropped by 28% compared to this time last year, whereas PCNs have dropped by 41%
- **26% OF ONE-OFF JOURNEYS PAID FOR THROUGH MERSEYFLOW QUICK PAY APP** – app payments rose above a quarter for the first time ever

All revenue, either from tolls/charges or PCNs, contributes towards payment for the Mersey Gateway Bridge. It is not retained by the council or any of its contractors.

Quarterly journey numbers down – by almost 10%

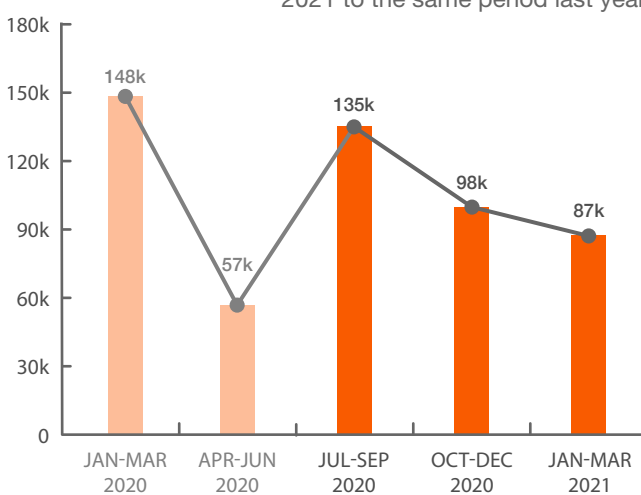
PCNs decrease by 41%* – a drop of 61,000

Total journeys and number of PCNs issued



PCNs issued

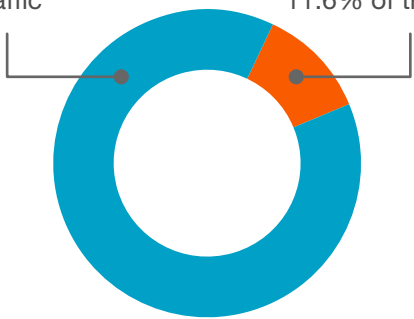
*Comparing January – March 2021 to the same period last year



Bridge usage in March 2021

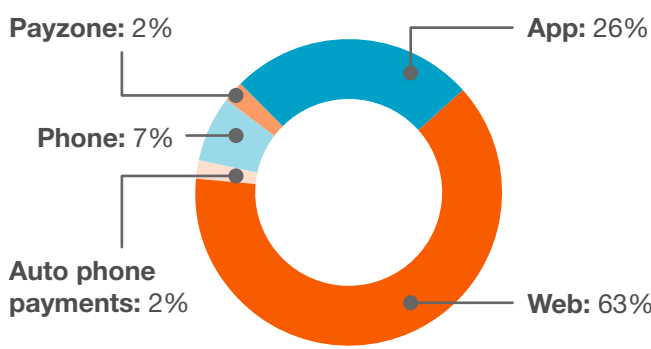
Mersey Gateway Bridge
45,000 journeys per day
88.4% of traffic

Silver Jubilee Bridge
5,900 journeys per day
11.6% of traffic



Payment methods January – March 2021

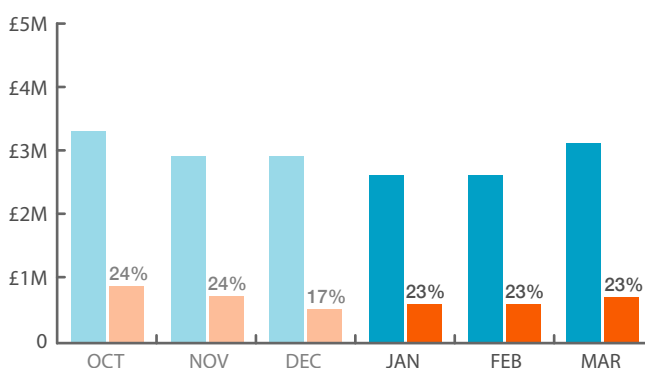
26% of one-off journeys paid for on merseyflow app



Total journeys and Penalty Charge Notices (PCNs)

Almost 98% of customers paid their toll/charge on time

Revenue (total and percentage from PCNs)



Total journeys (2020-2021)

October:	1.60M
November:	1.45M
December:	1.58M
January:	1.19M
February:	1.24M
March:	1.58M

PCNs issued (2020-2021)

October:	40k
November:	33k
December:	25k
January:	24k
February:	32k
March:	31k

Total revenue

October:	£3.3M
November:	£2.9M
December:	£2.9M
January:	£2.6M
February:	£2.6M
March:	£3.1M

Revenue from PCNs

October:	£0.8M
November:	£0.7M
December:	£0.5M
January:	£0.6M
February:	£0.6M
March:	£0.7M



This dashboard shows you how many vehicles are using the Mersey Gateway and Silver Jubilee Bridges, the number of penalty charge notices (PCNs) issued, payments made on time, payment methods, average daily traffic, total revenue received from tolls/charges, and what percentage of this comes from PCNs.

It provides a quick and easy way to view key statistics about the bridges and tolls/charges.