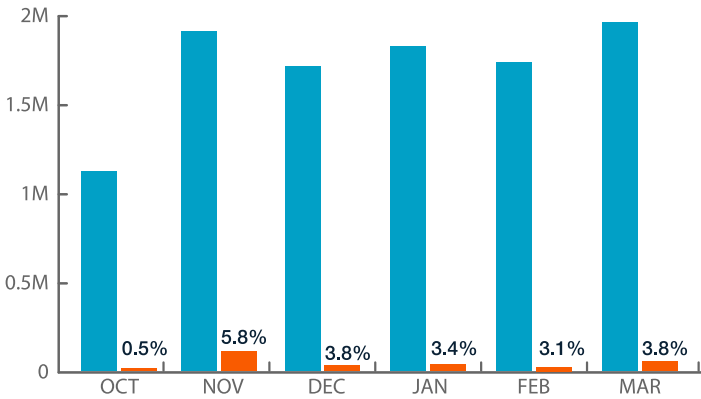


This dashboard aims to show you at a glance how many vehicles are using the Mersey Gateway Bridge, average daily traffic, the number of penalty charge notices (PCNs) issued, traffic by registration type and vehicle class, total revenue received from tolls, and what percentage of this comes from PCNs.

It provides a quick and easy way to view key statistics about the bridge and tolls.

Total Journeys and Penalty Charge Notices (PCNs)



Over 96% of customers paid their toll on time

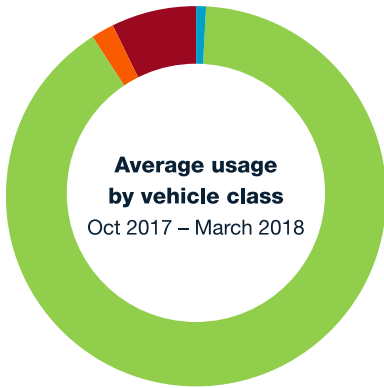
Total journeys

October:	1.13M
November:	1.92M
December:	1.72M
January:	1.83M
February:	1.74M
March:	1.96M

PCNs issued

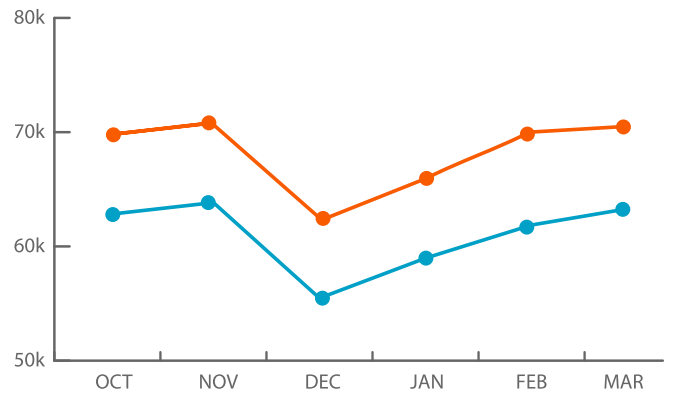
October:	5k
November:	111k
December:	65k
January:	62k
February:	54k
March:	75k

Vehicle Class



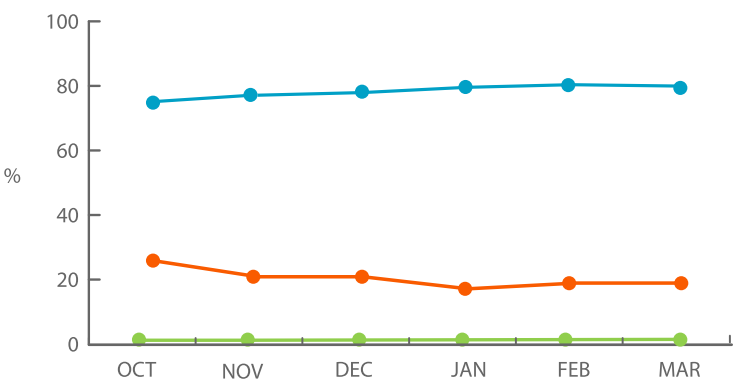
Class 1:	1%	Motorcycles and local buses
Class 2:	91%	Cars and small vans
Class 3:	1%	Vans and light goods vehicle
Class 4:	7%	Heavy goods vehicles/buses over five tonnes

Average Traffic (in 000s)



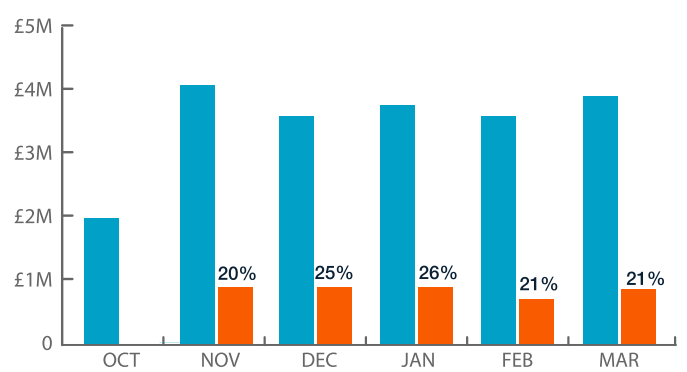
	OCT	NOV	DEC	JAN	FEB	MAR
Avg Mon-Fri traffic:	70k	71k	63k	66k	70k	71k
Avg daily traffic:	63k	64k	55k	59k	62k	63k

Traffic by Registration Type



	OCT	NOV	DEC	JAN	FEB	MAR
Merseyflow registered:	72.9%	77.3%	77.9%	80.4%	79.5%	79.2%
Unregistered vehicles:	25.1%	20.9%	20.5%	17.9%	19.2%	19.4%
Exempt and other vehicles:	2.0%	1.8%	1.6%	1.7%	1.3%	1.4%

Revenue (Total and Percentage from PCNs)



Total revenue

October:	£2.0M
November:	£4.2M
December:	£3.5M
January:	£3.7M
February:	£3.5M
March:	£3.8M

Revenue from PCNs

October:	None
November:	£0.9M
December:	£0.9M
January:	£0.9M
February:	£0.7M
March:	£0.8M

IN THE FIRST SIX MONTHS SINCE OPENING:

- more than **10 million journeys** were made across the new bridge.
- **96% of drivers paid** for their crossings before the payment deadline.
- **80% of journeys** were made in vehicles registered with merseyflow.
- **over 70,000 journeys were made across the bridge most weekdays**, which is in excess of projected traffic levels – the exception is a dip around the holiday period in December and January.
- **between 20 and 26% of monthly revenue came from PCNs.** All revenue, either from tolls or PCNs, contributes towards payment for the new bridge; it is not retained by the Council or any of its contractors.