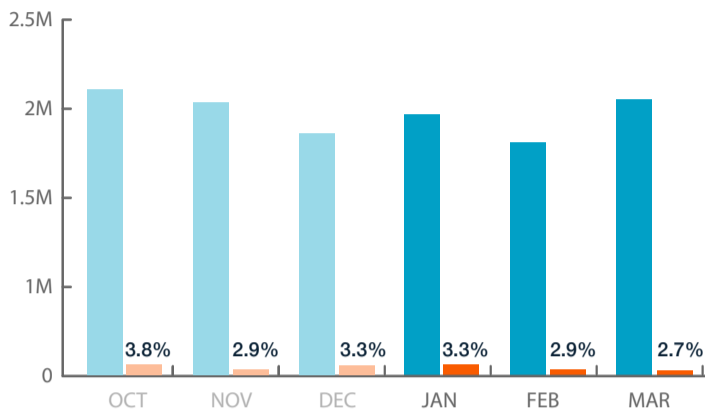


This dashboard shows you at a glance how many vehicles are using the Mersey Gateway Bridge, average daily traffic, the number of penalty charge notices (PCNs) issued, traffic by registration type and vehicle class, total revenue received from tolls/charges, and what percentage of this comes from PCNs.

It provides a quick and easy way to view key statistics about the bridge and tolls/charges.

Total Journeys and Penalty Charge Notices (PCNs)



97% of customers paid their toll/charge on time

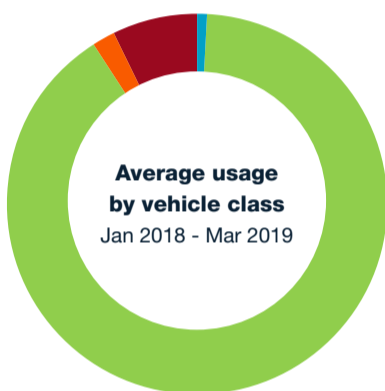
Total journeys

October:	2.12M
November:	2.04M
December:	1.84M
January:	1.93M
February:	1.86M
March:	2.05M

PCNs issued

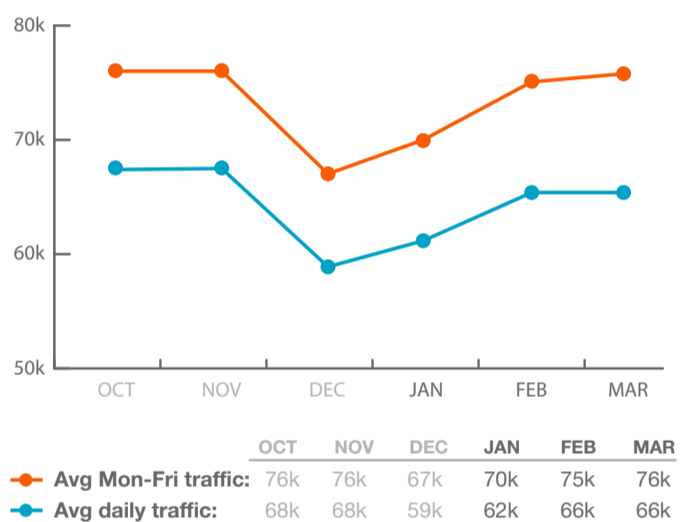
October:	80k
November:	60k
December:	61k
January:	63k
February:	54k
March:	55k

Vehicle Class

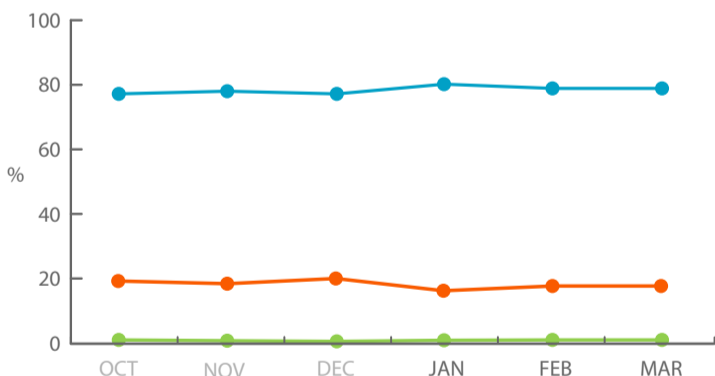


Class 1:	1%	Motorcycles and local buses
Class 2:	91%	Cars and small vans
Class 3:	1%	Vans and light goods vehicle
Class 4:	7%	Heavy goods vehicles/buses over five tonnes

Average Traffic (in 000s)

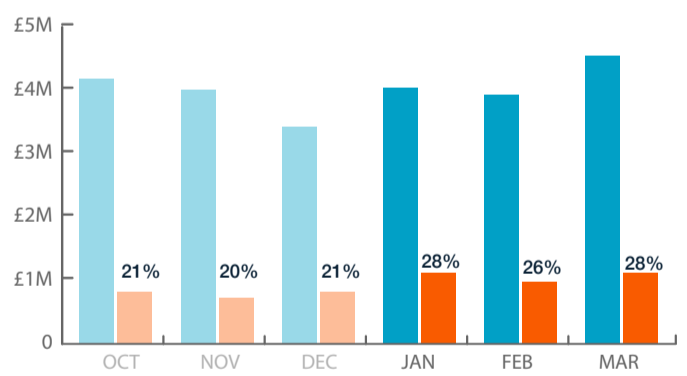


Traffic by Registration Type



	OCT	NOV	DEC	JAN	FEB	MAR
Merseyflow registered:	78.9%	79.9%	78.9%	81.1%	79.9%	79.9%
Unregistered vehicles:	19.6%	18.9%	20%	17.8%	18.8%	18.8%
Exempt and other vehicles:	1.4%	1.2%	1%	1.1%	1.3%	1.3%

Revenue (Total and Percentage from PCNs)



Total revenue

October:	£4.2M
November:	£4.0M
December:	£3.4M
January:	£4.0M
February:	£3.9M
March:	£4.6M

Revenue from PCNs

October:	£0.9M
November:	£0.8M
December:	£0.7M
January:	£1.1M
February:	£1.0M
March:	£1.3M

DURING JANUARY TO MARCH 2019:

- 6 million journeys were made across the bridge
- more than 97% of journeys were paid for before the payment deadline of midnight the day after crossing
- March had the most journeys (2,050,000) over the Mersey Gateway Bridge
- average daily traffic levels remain high at 66,000 plus through February and March
- the number of PCNs issued has decreased compared with previous quarters
- revenue from PCNs was higher this quarter due to an increase in payments made by customers

All revenue, either from tolls/charges or PCNs, contributes towards payment for the new bridge. It is not retained by the Council or any of its contractors.

NB: If multiple PCNs have been issued for the **same journey** (e.g. where a hire company has had to transfer liability of a PCN to the hirer of the vehicle at the time) then only the PCN issued to the **responsible party** is counted in the figures. Prior to October 2018 the multiple PCNs were included in the figures.